Reading at home makes a difference!

What you can do at home...



Reading Ideas:

• Read bedtime stories…
(You read to your child and your child reads to you.)
• Have your child read the grocery list to you as you shop.
• Write down a recipe for your child's favorite food. Then, read it together as you make it.
• Get excited to check out your local library.
• Play a board game…
(Have your child read all the playing cards to you.)

Reading Tips:

• Don't leave home without it! Always have reading materials available to read in the car or if your child has to wait for an appointment.
• Once is not enough. Encourage your child to re-read favorite stories. This helps to build fluency, speed and accuracy.
• Dig deeper! Ask your child questions about what they just read. Why do they think something happened? What else might have happened?
• Encourage your beginning reader to follow along with his/her finger on the words while reading and to sound out unfamiliar words.
• Be patient, correct gently and praise with enthusiasm!

Read with Me...

Allow your child to select some reading materials that interest them.

Your child is interested in reading about...



© http://www.teacherspayteachers.com/Store/SunnyDaze

Reading at home makes a difference!

What you can do at home...



Reading Ideas:

• Read bedtime stories…
(You read to your child and your child reads to you.)
• Have your child read the grocery list to you as you shop.
• Write down a recipe for your child's favorite food. Then, read it together as you make it.
• Get excited to check out your local library.
• Play a board game…
(Have your child read all the playing cards to you.)

Reading Tips:

• Don't leave home without it! Always have reading materials available to read in the car or if your child has to wait for an appointment.
• Once is not enough. Encourage your child to re-read favorite stories. This helps to build fluency, speed and accuracy.
• Dig deeper! Ask your child questions about what they just read. Why do they think something happened? What else might have happened?
• Encourage your beginning reader to follow along with his/her finger on the words while reading and to sound out unfamiliar words.
• Be patient, correct gently and praise with enthusiasm!

Read with Me...

Allow your child to select some reading materials that interest them.

Your child is interested in reading about...



© http://www.teacherspayteachers.com/Store/SunnyDaze

Thank you for downloading this item!
I'd love to hear your feedback on TPT.

View My Products on: TEACHERS pay TEACHERS an open marketplace for educators

Resources:
Select clip art by http://www.teacherspayteachers.com/Store/Educasong
Select clip art by http://www.teacherspayteachers.com/Store/Melonheadz
Select Clip art by http://www.teacherspayteachers.com/Store/Cherry-Workshop

Follow me on Pinterest!
https://www.pinterest.com/sunnydazetampa

Check out my blog!
http://teachinginthesunshine.com

I'm now on FaceBook too!
https://www.facebook.com/sunnydazeontpt

Check out this great additional resource!

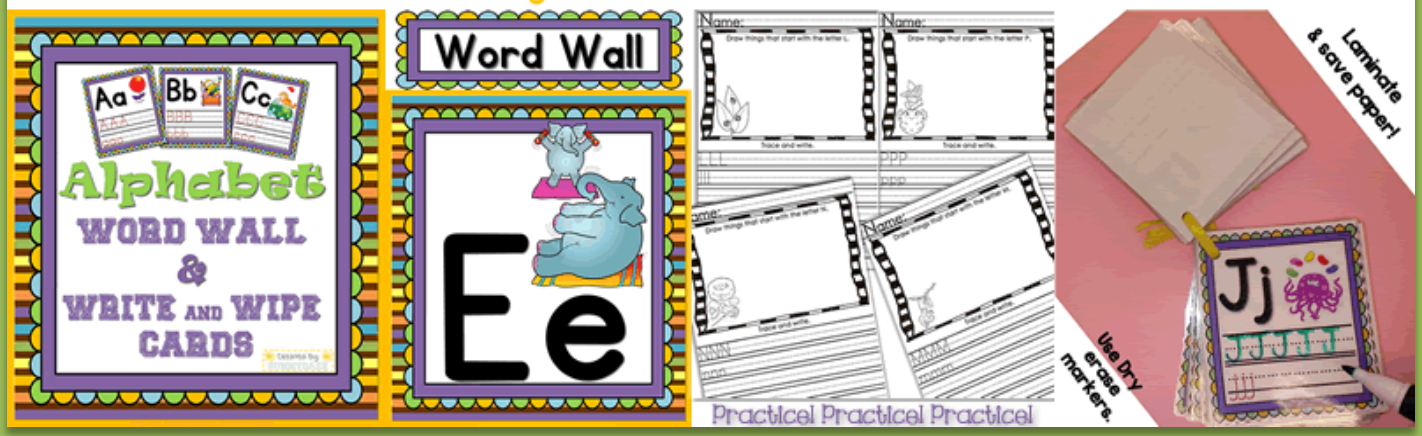

LEGAL INFORMATION:

The original downloader of this document is granted permission to copy for individual teaching purposes only.

Redistributing, editing, selling, or posting this item or any part thereof on the Internet are strictly prohibited. Violations are subject to the penalties of the Digital Millennium Copyright Act.

Please encourage your teacher friends to get their own free copy of this item in my store at:

http://www.teacherspayteachers.com/Store/SunnyDaze

Copyright © 2014 Michelle DeMontigny. All rights reserved.